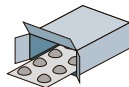
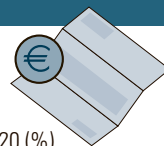


# DATOS DE FACTURACIÓN DE RECETA MÉDICA

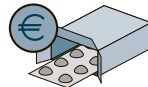
## ● NÚMERO DE ENVASES FACTURADOS



## ● GASTO FARMACÉUTICO A TRAVÉS DE RECETA



## ● GASTO MEDIO POR ENVASE FACTURADO



Comunidad	2020	2019	Var. 2019 - 2020 (%)	2020	2019	Var. 2019 - 2020 (%)	2020	2019	Var. 2019 - 2020 (%)
Castilla y León	5.751.464	4.426.675	29,9	65.339.560	51.109.166	27,8	11,36	11,55	-1,6
País Vasco	4.596.241	3.546.667	29,6	53.279.414	40.304.331	32,2	11,59	11,36	2,0
Castilla - La Mancha	4.547.581	3.815.217	19,2	51.267.012	43.540.895	17,7	11,27	11,41	-1,2
Baleares	1.810.043	1.529.585	18,3	21.858.264	18.412.720	18,7	12,08	12,04	0,3
Valencia	10.883.128	9.342.950	16,5	131.015.916	108.558.556	20,7	12,04	11,62	3,6
Canarias	4.435.809	3.843.590	15,4	49.717.119	43.240.900	15,0	11,21	11,25	-0,4
Cantabria	1.234.567	1.091.723	13,1	13.953.374	12.306.950	13,4	11,3	11,27	0,3
Nacional	92.202.880	81.790.543	12,7	1.032.042.545	903.844.459	14,2	11,19	11,05	1,3
Madrid	11.719.353	10.420.339	12,5	120.261.805	110.645.743	8,7	10,26	10,62	-3,4
Galicia	5.816.373	5.223.138	11,4	65.403.907	58.755.486	11,3	11,24	11,25	0,0
Asturias	2.252.935	2.037.316	10,6	26.376.775	23.317.989	13,1	11,71	11,45	2,3
Aragón	2.645.024	2.399.206	10,3	30.816.588	27.626.114	11,6	11,65	11,51	1,2
Murcia	2.919.912	2.664.584	9,6	34.632.682	30.483.279	13,6	11,86	11,44	3,7
Navarra	1.068.133	979.797	9,0	12.250.772	11.301.123	8,4	11,47	11,53	-0,6
La Rioja	575.610	530.944	8,4	6.560.220	6.083.368	7,8	11,4	11,46	-0,5
Andalucía	16.761.106	15.595.399	7,5	179.293.519	162.328.331	10,5	10,7	10,41	2,8
Cataluña	12.559.717	11.842.090	6,1	138.380.892	126.197.383	9,7	11,02	10,66	3,4
Extremadura	2.414.535	2.290.424	5,4	28.894.234	27.016.994	7,0	11,97	11,8	1,5
Ceuta	113.199	112.265	0,8	1.428.636	1.358.720	5,2	12,62	12,1	4,3
Melilla	98.150	98.634	-0,5	1.311.858	1.256.411	4,4	13,37	12,74	4,9